

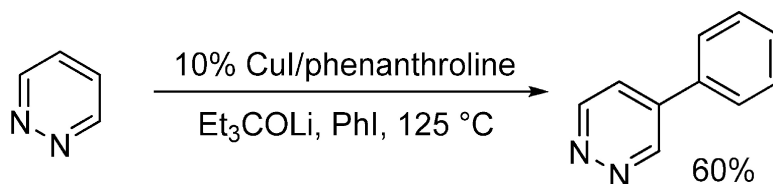
Article

## A General Method for Copper-Catalyzed Arylation of Arene C#H Bonds

Hien-Quang Do, Rana M. Kashif Khan, and Olafs Daugulis

*J. Am. Chem. Soc.*, **2008**, 130 (45), 15185-15192 • DOI: 10.1021/ja805688p • Publication Date (Web): 15 October 2008

Downloaded from <http://pubs.acs.org> on February 8, 2009



### More About This Article

Additional resources and features associated with this article are available within the HTML version:

- Supporting Information
- Links to the 1 articles that cite this article, as of the time of this article download
- Access to high resolution figures
- Links to articles and content related to this article
- Copyright permission to reproduce figures and/or text from this article

[View the Full Text HTML](#)

## A General Method for Copper-Catalyzed Arylation of Arene C–H Bonds

Hien-Quang Do, Rana M. Kashif Khan, and Olafs Daugulis\*

*Department of Chemistry, University of Houston, Houston, Texas 77204-5003*

Received July 21, 2008; E-mail: olafs@uh.edu

**Abstract:** A general method for copper-catalyzed arylation of  $sp^2$  C–H bonds with  $pK_a$ 's below 35 has been developed. The method employs aryl halide as the coupling partner, lithium alkoxide or  $K_3PO_4$  base, and DMF, DMPU, or mixed DMF/xylenes solvent. A variety of electron-rich and electron-poor heterocycles such as azoles, caffeine, thiophenes, benzofuran, pyridine oxides, pyridazine, and pyrimidine can be arylated. Furthermore, electron-poor arenes possessing at least two electron-withdrawing groups on a benzene ring can also be arylated. Two arylcopper–phenanthroline complex intermediates were independently synthesized.

### 1. Introduction

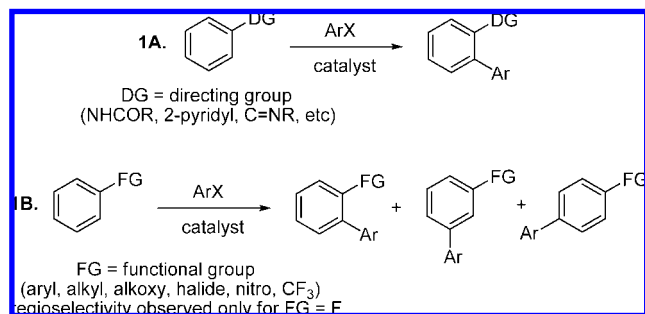
Compounds containing polyaryl moieties are common among natural products, pharmaceuticals, and dyes. As a consequence, regioselective formation of aryl–aryl bonds has attracted substantial interest over the past century.<sup>1</sup> The copper-promoted biaryl synthesis was pioneered by Ullmann more than a hundred years ago.<sup>2</sup> Until the development of Stille, Suzuki, and Kumada reactions<sup>3</sup> in the 1970s, copper was the only metal widely used for the formation of aryl–aryl bonds. Recently, copper-catalyzed cross-coupling reactions are undergoing a resurgence. Efficient methods for carbon–carbon,<sup>4</sup> carbon–nitrogen,<sup>5</sup> and carbon–oxygen<sup>6</sup> bond formation have been demonstrated by using copper complexes. However, copper appears to be underutilized as a catalyst for C–H bond functionalization even though it

was the first transition metal shown to promote carbon–hydrogen bond arylation.<sup>7</sup> In the past few years palladium-, rhodium-, and ruthenium-catalyzed  $sp^2$  C–H bond arylation has undergone explosive growth.<sup>8</sup> In contrast, only scattered examples of copper-promoted carbon–hydrogen bond arylation have been described with most reports dating back to the 1960s and 1970s.<sup>9</sup> The majority of the palladium-, rhodium-, or ruthenium-catalyzed C–H bond functionalization examples involve regioselective arylation of directing-group-containing arenes (Scheme 1A) or electron-rich heterocycles such as azoles or indoles. Several recent reports describe functionalization of arenes possessing no conventional directing groups.<sup>10</sup> In the latter case the regioselectivity issues are often unsolved and sometimes only symmetrical arenes can be employed as the C–H coupling component due to the possibility of regioisomer formation (Scheme 1B). Perhaps the only general exception is found in

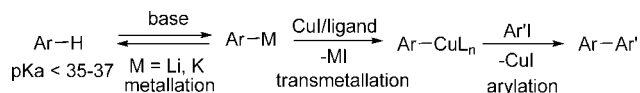
- (1) Hassan, J.; Sévignon, M.; Gozzi, C.; Schulz, E.; Lemaire, M. *Chem. Rev.* **2002**, *102*, 1359.
- (2) Ullmann, F.; Bielecki, J. *Chem. Ber.* **1901**, *34*, 2174.
- (3) Reviews: (a) Suzuki, A. *Chem. Commun.* **2005**, 4759. (b) Nicolaou, K. C.; Bulger, P. G.; Sarlah, D. *Angew. Chem., Int. Ed.* **2005**, *44*, 4442. (c) Miura, M. *Angew. Chem., Int. Ed.* **2004**, *43*, 2201. (d) Stanforth, S. P. *Tetrahedron* **1998**, *54*, 263.
- (4) (a) Allred, G. D.; Liebeskind, L. S. *J. Am. Chem. Soc.* **1996**, *118*, 2748. (b) Thathagar, M. B.; Beckers, J.; Rothenberg, G. *J. Am. Chem. Soc.* **2002**, *124*, 11858. (c) Ma, D.; Liu, F. *Chem. Commun.* **2004**, 1934. (d) Kamata, K.; Yamaguchi, S.; Kotani, M.; Yamaguchi, K.; Mizuno, N. *Angew. Chem., Int. Ed.* **2008**, *47*, 2407. (e) Usui, S.; Hashimoto, Y.; Morey, J. V.; Wheatley, A. E. H.; Uchiyama, M. *J. Am. Chem. Soc.* **2007**, *129*, 15102.
- (5) (a) Klapars, A.; Antilla, J. C.; Huang, X.; Buchwald, S. L. *J. Am. Chem. Soc.* **2001**, *123*, 7727. (b) Campbell, M. J.; Johnson, J. S. *Org. Lett.* **2007**, *9*, 1521. (c) Hamada, T.; Ye, X.; Stahl, S. S. *J. Am. Chem. Soc.* **2008**, *130*, 833. (d) Bolshan, Y.; Batey, R. A. *Angew. Chem., Int. Ed.* **2008**, *47*, 2109. (e) Antilla, J. C.; Baskin, J. M.; Barder, T. E.; Buchwald, S. L. *J. Org. Chem.* **2004**, *69*, 5578. (f) del Amo, V.; Dubbaka, S. R.; Krasovskiy, A.; Knochel, P. *Angew. Chem., Int. Ed.* **2006**, *45*, 7838. (g) Shafir, A.; Lichter, P. A.; Buchwald, S. L. *J. Am. Chem. Soc.* **2007**, *129*, 3490. (h) Munro-Leighton, C.; Blue, E. D.; Gunnoe, T. B. *J. Am. Chem. Soc.* **2006**, *128*, 1446. (i) Taillefer, M.; Xia, N.; Ouali, A. *Angew. Chem., Int. Ed.* **2007**, *46*, 934. (j) A review about copper catalysis in C–heteroatom bond formation: Ley, S. V.; Thomas, A. W. *Angew. Chem., Int. Ed.* **2003**, *42*, 5400.
- (6) (a) Altman, R. A.; Shafir, A.; Choi, A.; Lichter, P. A.; Buchwald, S. L. *J. Org. Chem.* **2008**, *73*, 284. (b) Cai, Q.; Zou, B.; Ma, D. *Angew. Chem., Int. Ed.* **2006**, *45*, 1276.

- (7) (a) Steinkopf, W.; Leitsmann, R.; Hofmann, K. H. *Liebigs Ann. Chem.* **1941**, *546*, 180. (b) Sease, J. W.; Zechmeister, L. *J. Am. Chem. Soc.* **1947**, *69*, 270.
- (8) Reviews: (a) Dick, A. R.; Sanford, M. S. *Tetrahedron* **2006**, *62*, 2439. (b) Kakiuchi, F.; Chatani, N. *Adv. Synth. Catal.* **2003**, *345*, 1077. (c) Seregin, I. V.; Gevorgyan, V. *Chem. Soc. Rev.* **2007**, *36*, 1173. (d) Dyker, G. *Angew. Chem., Int. Ed.* **1999**, *38*, 1698. (e) Ritleng, V.; Sirlin, C.; Pfeffer, M. *Chem. Rev.* **2002**, *102*, 1731. (f) Alberico, D.; Scott, M. E.; Lautens, M. *Chem. Rev.* **2007**, *107*, 174. (g) Ackermann, L. *Synlett* **2007**, 507. (h) Campeau, L.-C.; Fagnou, K. *Chem. Commun.* **2006**, 1253. (i) Yu, J.-Q.; Giri, R.; Chen, X. *Org. Biomol. Chem.* **2006**, *4*, 4041. (j) Lewis, J. C.; Bergman, R. G.; Ellman, J. A. *Acc. Chem. Res.* **2008**, *41*, 1013.
- (9) (a) Björklund, C.; Nilsson, M. *Acta Chem. Scand.* **1968**, *22*, 2338. (b) Ljusberg, H.; Wahren, R. *Acta Chem. Scand.* **1973**, *27*, 2717. (c) Nilsson, M. *Tetrahedron Lett.* **1966**, *7*, 679. (d) Forrest, J. J. *Chem. Soc.* **1960**, 574.
- (10) (a) Fujita, K.-i.; Nonogawa, M.; Yamaguchi, R. *Chem. Commun.* **2004**, 1926. (b) Fuchita, Y.; Oka, H.; Okamura, M. *Inorg. Chim. Acta* **1992**, *194*, 213. (c) Tani, M.; Sakaguchi, S.; Ishii, Y. *J. Org. Chem.* **2004**, *69*, 1221. (d) Jintoku, T.; Fujiwara, Y.; Kawata, I.; Kawauchi, T.; Taniguchi, H. *J. Organomet. Chem.* **1990**, *385*, 297. (e) Ackerman, L. J.; Sadighi, J. P.; Kurtz, D. M.; Labinger, J. A.; Bercaw, J. E. *Organometallics* **2003**, *22*, 3884. (f) Proch, S.; Kempe, R. *Angew. Chem., Int. Ed.* **2007**, *46*, 3135. (g) Hull, K. L.; Sanford, M. S. *J. Am. Chem. Soc.* **2007**, *129*, 11904. (h) Brasche, G.; Garcia-Fortanet, J.; Buchwald, S. L. *Org. Lett.* **2008**, *10*, 2207. (i) Dwight, T. A.; Rue, N. R.; Charyk, D.; Josselyn, R.; DeBoef, B. *Org. Lett.* **2007**, *9*, 3137. (j) Stuart, D. R.; Fagnou, K. *Science* **2007**, *316*, 1172.

Scheme 1. Regioselectivity in C–H Bond Functionalization



Scheme 2. Copper-Catalyzed Arylation



recent elegant work by Fagnou who showed that fluorinated arenes can be regioselectively arylated by aryl halides under palladium catalysis.<sup>11</sup> The regioselectivity is imparted by the acidification of the C–H bonds by *ortho*-fluorine substituents (Scheme 1B, FG = F). Thus, two issues that need to be solved are apparent. First, regioselectivity of arylation is often problematic unless the coupling C–H component contains a directing group. Second, expensive transition metals such as palladium, rhodium, and ruthenium are routinely employed as arylation catalysts. Cheap copper and iron complexes are only rarely used in noncarbene C–H bond functionalization chemistry.<sup>12</sup>

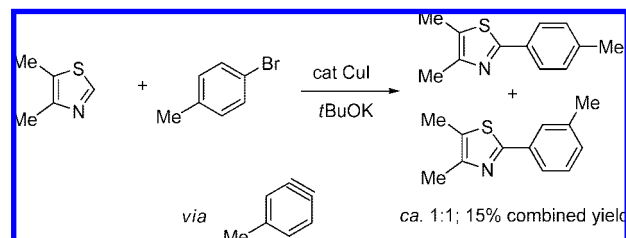
We have recently disclosed a method for copper-catalyzed arylation of C–H bonds in electron-poor and electron-rich heterocycles as well as polyfluorobenzenes.<sup>13</sup> The reactions proceed by initial deprotonation of a relatively acidic  $sp^2$  C–H bond by an alkali metal base (or *t*BuOCu) followed by transmetalation and coupling with an aryl or vinyl halide (Scheme 2). Even 1,4-difluorobenzene can be arylated, although the efficiency is low, presumably due to insufficient acidity. If the  $pK_a$  of the C–H bond is the major factor determining the arylation efficiency, the copper-catalyzed cross-coupling method should be very general.

We report here a general method for copper-catalyzed, highly regioselective arylation and alkenylation of electron-rich and electron-poor heterocycles as well as benzenes possessing at least two electron-withdrawing groups. Mechanistic investigations of the arylation process are also described.

## 2. Results

**2.1. Arylation of Electron-Rich Heterocycles.** Our initial attempts were directed toward developing optimized conditions for electron-rich heterocycle arylation. We have recently

Scheme 3. Benzyne Mechanism



reported a method for copper-catalyzed heterocycle arylation by aryl iodides.<sup>13a</sup> The best results were obtained by employing lithium *tert*-butoxide base and relatively acidic heterocycle substrates such as oxazoles and thiazoles. For less acidic imidazole and 1,2,4-triazole derivatives a stronger *t*BuOK base is required, and the reaction proceeds by a benzyne-type mechanism.<sup>14</sup> Regioisomer mixtures were formed if substituted aryl halides were used in combination with *t*BuOK base (Scheme 3). Additional issues that had to be considered are as follows. Formation of *tert*-butyl aryl ether by the reaction of *tert*-butoxide bases with aryl iodide was observed, resulting in decreased conversion to the arylation products. Copper catalyst was found to be relatively unstable at the temperature required for the arylation, and thus only fast reactions were successful.

We reasoned that employing a phenanthroline ligand as described by Buchwald and co-workers<sup>6a</sup> should allow for a more efficient heterocycle arylation by stabilizing the copper catalyst and facilitating the halide displacement step. Replacing *t*BuOK with a weaker lithium alkoxide or  $K_3PO_4$  base should shut down the benzyne mechanism thus ensuring arylation regioselectivity. For less reactive substrates employing hindered  $Et_3COLi$  base instead of *t*BuOLi should be beneficial by slowing the nucleophilic substitution of aryl iodide while not influencing the arylation rate. We were pleased to discover that addition of a phenanthroline ligand allows lithium *tert*-butoxide base to be used for a less acidic heterocycle arylation avoiding the problems associated with the benzyne mechanism. Additionally, the modified reaction conditions allow for the arylation of heterocycles that were not reactive under our previous conditions (Table 1). It is possible to employ  $K_3PO_4$  base in the arylation of the most acidic heterocycles such as benzothiazole (entry 1). Caffeine and *N*-methyl-1,2,4-triazole can be arylated by using *t*BuOLi base (entries 2 and 3). Previously, *t*BuOK was required for the arylation of those substrates.<sup>13a</sup> For the least acidic heterocycles, hindered  $Et_3COLi$  base is required for optimal results. Arylation of *N*-methylimidazole (entry 4), thiophenes (entries 5, 6, 10, and 11), *N*-phenylpyrazole (entry 7), benzofuran (entry 9) can be accomplished in good yields. Reaction of 2-chlorothiophene with 2-iodotoluene afforded only the *o*-tolylated heterocycle (entry 10). If the benzyne mechanism was operative, either isomer mixture or *m*-isomer would be formed. Arylation of 2-chlorothiophene with 3-iodotoluene afforded only the *m*-tolylated isomer (entry 11) in contrast with the previous results obtained by employing *t*BuOK base (Scheme 3). Furans and *N*-substituted indoles were found to be unreactive under any conditions tried, while heterocycles possessing acidic N–H bonds were arylated on the nitrogen as reported by Buchwald.<sup>5e</sup> The following DMSO  $pK_a$ 's of heterocycle C–H bonds have been reported:



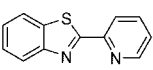
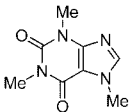
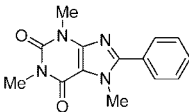

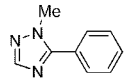

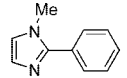

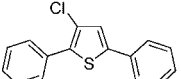

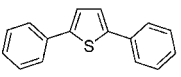

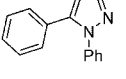

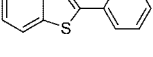

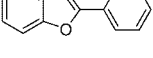


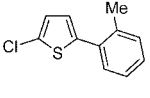

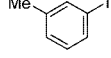
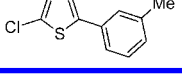
(11) (a) Lafrance, M.; Rowley, C. N.; Woo, T. K.; Fagnou, K. *J. Am. Chem. Soc.* **2006**, *128*, 8754. (b) Lafrance, M.; Shore, D.; Fagnou, K. *Org. Lett.* **2006**, *8*, 5097.

(12) (a) Brasche, G.; Buchwald, S. L. *Angew. Chem., Int. Ed.* **2008**, *47*, 1932. (b) Norinder, J.; Matsumoto, A.; Yoshikai, N.; Nakamura, E. *J. Am. Chem. Soc.* **2008**, *130*, 5858. (c) Zhang, Y.; Li, C.-J. *Angew. Chem., Int. Ed.* **2006**, *45*, 1949. (d) Chen, X.; Hao, X.-S.; Goodhue, C. E.; Yu, J.-Q. *J. Am. Chem. Soc.* **2006**, *128*, 6790. (e) Uemura, T.; Imoto, S.; Chatani, N. *Chem. Lett.* **2006**, *35*, 842. (f) Li, Z.; Cao, L.; Li, C.-J. *Angew. Chem., Int. Ed.* **2007**, *46*, 6505. (g) Phipps, R. J.; Grimster, N. P.; Gaunt, M. J. *J. Am. Chem. Soc.* **2008**, *130*, 8172.

(13) (a) Do, H.-Q.; Daugulis, O. *J. Am. Chem. Soc.* **2007**, *129*, 12404. (b) Do, H.-Q.; Daugulis, O. *J. Am. Chem. Soc.* **2008**, *130*, 1128.

(14) (a) Pellissier, H.; Santelli, M. *Tetrahedron* **2003**, *59*, 701. (b) Liu, Z.; Larock, R. C. *J. Org. Chem.* **2007**, *72*, 223.

Table 1. Electron-Rich Heterocycle Arylation<sup>a</sup>

entry	heterocycle	aryl halide/base	product	yield, %
1		 K <sub>3</sub> PO <sub>4</sub>		89
2		C <sub>6</sub> H <sub>5</sub> I/ <i>t</i> BuOLi		85
3		C <sub>6</sub> H <sub>5</sub> I/ <i>t</i> BuOLi		88
4		C <sub>6</sub> H <sub>5</sub> I/Et <sub>3</sub> COLi		82
5		C <sub>6</sub> H <sub>5</sub> I/Et <sub>3</sub> COLi		87
6		C <sub>6</sub> H <sub>5</sub> I/Et <sub>3</sub> COLi		85
7		C <sub>6</sub> H <sub>5</sub> I/Et <sub>3</sub> COLi		52
8		C <sub>6</sub> H <sub>5</sub> I/Et <sub>3</sub> COLi		86
9		C <sub>6</sub> H <sub>5</sub> I/Et <sub>3</sub> COLi		60
10		 <i>t</i> BuOLi		89
11		 <i>t</i> BuOLi		91

<sup>a</sup> Copper(I) iodide (0.1 mmol), phenanthroline (0.1 mmol), aryl halide (1–3 mmol), heterocycle (1–2 mmol), base (1.7–3 mmol), DMF or DMPU solvent (0.5–0.6 mL). Yields are isolated yields. See the Supporting Information for details.

*N*-alkylindoles, ~37; furan, 35; *N*-methylimidazole, 33.<sup>15</sup> It can be concluded that copper-catalyzed electron-rich heterocycle arylation is successful for compounds possessing  $pK_a$ 's below 35.

**2.2. Arylation of Electron-Poor Heterocycles.** We have previously reported one example of copper-catalyzed electron-poor heterocycle arylation.<sup>13a</sup> If the mechanistic considerations presented in Scheme 2 are correct, arylation of electron-poor heterocycles with C–H bond DMSO  $pK_a$ 's below 35 should be feasible. Gratifyingly, conditions developed for electron-rich heterocycle arylation worked well also in this case (Table 2). While most pyridines are not reactive, more acidic pyridine oxides can be arylated by using either *t*BuOLi or K<sub>3</sub>PO<sub>4</sub> base (entries 1–5). 2-Iodopyridine is

incompatible with alkoxides due to the formation of 2-*tert*-butoxypyridine under the reaction conditions, and K<sub>3</sub>PO<sub>4</sub> base has to be used (entry 2). 2-Methylpyridine oxide is also reactive, but the yield is diminished compared to other substrates, presumably due to acidic benzylic protons decreasing the effective concentration of the arylcopper intermediate. 2-Phenylpyridine oxide is efficiently arylated by substituted aryl iodides, and the products are obtained in excellent yield (entries 4 and 5). More interestingly, pyridazine can be arylated in a good yield (entry 6). A four-step synthesis of 4-phenylpyridazine has been reported.<sup>16</sup> In contrast, direct arylation methodology allows synthesis of this compound in a single step from commercially available starting materials. Pyrimidine is arylated in low yield,

(15) (a) Shen, K.; Fu, Y.; Li, J.-N.; Liu, L.; Guo, Q.-X. *Tetrahedron* **2007**, *63*, 1568. (b) Bordwell, F. G. *Acc. Chem. Res.* **1988**, *21*, 456.

(16) Helm, M. D.; Moore, J. E.; Plant, A.; Harrity, J. P. A. *Angew. Chem., Int. Ed.* **2005**, *44*, 3889.

Table 2. Electron-Poor Heterocycle Arylation<sup>a</sup>

Heterocycle  $\xrightarrow[120-125\text{ }^{\circ}\text{C, 1-12 hours}]{10\text{ mol\% CuI/phenanthroline, Aryl, solvent, base}}$  Product

entry	heterocycle	aryl halide/base	product	yield, %
1 <sup>b</sup>		C <sub>6</sub> H <sub>5</sub> I/ <i>t</i> BuOLi		58
2		 K <sub>3</sub> PO <sub>4</sub>		41
3		C <sub>6</sub> H <sub>5</sub> I/ <i>t</i> BuOLi		43
4		 <i>t</i> BuOLi		80
5		 <i>t</i> BuOLi		91
6		C <sub>6</sub> H <sub>5</sub> I/Et <sub>3</sub> COLi		60
7		C <sub>6</sub> H <sub>5</sub> I/Et <sub>3</sub> COLi		31

<sup>a</sup> Copper(I) iodide (0.1 mmol), phenanthroline (0.1 mmol), aryl halide (1–2 mmol), heterocycle (1–2 mmol), base (1.7–2 mmol), DMF or DMPU solvent (0.5–0.6 mL). Yields are isolated yields. See the Supporting Information for details. <sup>b</sup> 2,6-Diphenylpyridine oxide also isolated (20%).

presumably due to insufficient acidity ( $pK_a = 37$ ;<sup>15</sup> entry 7). As expected, the most acidic positions in pyrimidine and pyridazine are arylated.<sup>15a</sup> Cyanidine and 1,2,3-triazine decompose under the reaction conditions.

**2.3. Arylation of Electron-Poor Benzenes.** We have recently disclosed preliminary results showing that polyfluorobenzene derivatives can be arylated and alkenylated under copper catalysis.<sup>13b</sup> Both aryl iodide and bromide reagents can be employed. The reactivity parallels the acidity of C–H bonds, with the most acidic C–H bonds, those flanked by two C–F bonds, arylated most efficiently. The arylation of C–H bonds that are not flanked by two C–F bonds was inefficient, and only 10% yield was obtained in the reaction of 4-iodotoluene with 1,2,3,4-tetrafluorobenzene. Since introduction of electron-withdrawing substituents in the aromatic ring is expected to decrease the  $pK_a$  of C–H bonds, we reasoned that arylation of a variety of other electron-deficient arenes should be possible. The improved conditions for arylation of electron-rich heterocycles were successfully applied to the arylation of electron-deficient arenes (Table 3). Pentafluorobenzene and tetrafluoroarenes can be arylated by aryl iodides (entries 2 and 6) as well as aryl bromides (entries 1, 7, 8). Even some heteroaryl chlorides can be used (entries 3 and 4), although for 2-pyridyl chloride a 150 °C reaction temperature is required. Alkenylation is also possible (entries 5 and 9). Potassium phosphate can be used as a base if an arene contains more than two fluorine substituents or two fluorine


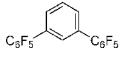

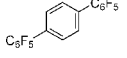

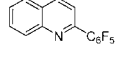

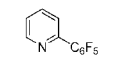

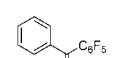
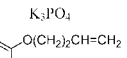
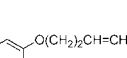

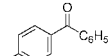
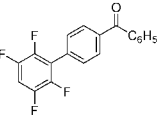


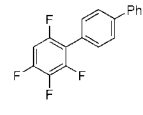


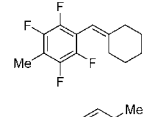


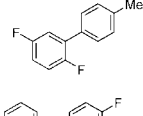
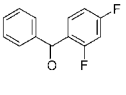

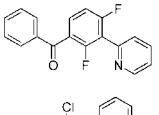
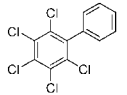

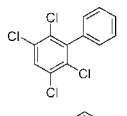

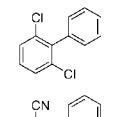


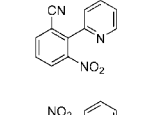


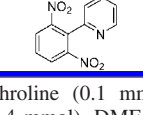
substituents and an additional electron-withdrawing group (entry 11). For 1,4-difluorobenzene arylation, hindered Et<sub>3</sub>COLi base is required. Previously we were unable to efficiently arylate such compounds by using *t*BuOLi base due to formation of *t*BuOAr byproduct. Penta- and tetrachlorobenzenes can be phenylated in excellent yield (entries 12 and 13). Less acidic 1,3-dichlorobenzene is regioselectively phenylated in an acceptable 43% yield by employing Et<sub>3</sub>COLi base (entry 14). If *t*BuOLi base was used, the arylation product was isolated in only 18% yield. 1,3-Dinitrobenzene and 3-nitrobenzonitrile are also reactive affording the arylation products in moderate yields (entries 15 and 16). The latter two arenes are slowly decomposed by the base, and thus only the most reactive aryl iodides can be used. High arylation yield and absence of cyclized products for entry 6 suggest that an S<sub>RN</sub>1 mechanism is unlikely.<sup>17</sup> Recent data obtained by Hartwig and co-workers argue against intermediacy of aryl radicals for copper-catalyzed C–N bond formation reactions.<sup>18</sup> The following limitations have been observed. If aryl bromides are used in combination with lithium alkoxide bases, low yields of arylation products are obtained. Low conversions (<5%) are

(17) (a) Beckwith, A. L. J.; Gara, W. B. *J. Chem. Soc., Perkin Trans. 2* **1975**, 7, 795. (b) Branchi, B.; Galli, C.; Gentili, P. *Eur. J. Org. Chem.* **2002**, 2844.

(18) Tye, J. W.; Weng, Z.; Johns, A. M.; Incarvito, C. D.; Hartwig, J. F. *J. Am. Chem. Soc.* **2008**, *130*, 9971.



Table 3. Arylation of Electron-Poor Arenes<sup>a</sup>

entry	arene	aryl halide/base	product	yield, %
1 <sup>b</sup>	C <sub>6</sub> F <sub>5</sub> I	 K <sub>3</sub> PO <sub>4</sub>		51
2 <sup>b</sup>	C <sub>6</sub> F <sub>5</sub> H	 K <sub>3</sub> PO <sub>4</sub>		73
3	C <sub>6</sub> F <sub>5</sub> I	 K <sub>3</sub> PO <sub>4</sub>		85
4	C <sub>6</sub> F <sub>5</sub> I	 K <sub>3</sub> PO <sub>4</sub>		41
5	C <sub>6</sub> F <sub>5</sub> I	 K <sub>3</sub> PO <sub>4</sub>		81
6	C <sub>6</sub> F <sub>5</sub> I	 K <sub>3</sub> PO <sub>4</sub>		89
7		 K <sub>3</sub> PO <sub>4</sub>		52
8		 K <sub>2</sub> PO <sub>4</sub>		70
9		 K <sub>3</sub> PO <sub>4</sub>		95
10		 Et <sub>3</sub> COLi		54
11		 K <sub>3</sub> PO <sub>4</sub>		68
12	C <sub>6</sub> Cl <sub>3</sub> H	C <sub>6</sub> H <sub>5</sub> I/ <i>t</i> BuOLi		91
13		C <sub>6</sub> H <sub>5</sub> I/ <i>t</i> BuOLi		74
14		C <sub>6</sub> H <sub>5</sub> I/ <i>t</i> BuOLi		43 18 <sup>c</sup>
15		 K <sub>3</sub> PO <sub>4</sub>		51
16		 K <sub>3</sub> PO <sub>4</sub>		72

<sup>a</sup> Copper(I) iodide (0.1 mmol), phenanthroline (0.1 mmol), halide (1–2 mmol), arene (1–3 mmol), base (1.7–4 mmol), DMF, DMPU, or DMF/xylenes solvent (0.5–0.8 mL). Yields are isolated yields. See the Supporting Information for details. <sup>b</sup> Copper(I) iodide (0.15 mmol), phenanthroline (0.15 mmol), halide (1 mmol), arene (3 mmol), base (4 mmol). <sup>c</sup> *t*BuOLi base.

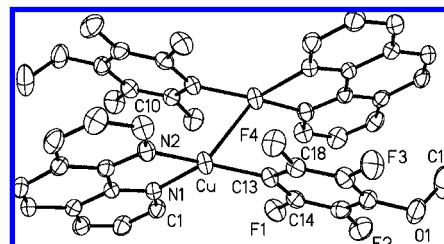


Figure 1. ORTEP view of **2**. Selected interatomic distances (Å) and angles (deg): Cu–C(13) = 1.932(2), Cu–N(1) = 2.0720(18), Cu–N(2) = 2.0949(19), Cu–Cu = 2.5770(6), C(13)–Cu–N(1) = 135.68(9), C(13)–Cu–N(2) = 132.69(8).

obtained in the arylation of fluorobenzene, nitrobenzene, and  $\alpha,\alpha,\alpha$ -trifluorotoluene.

**2.4. Mechanistic Considerations.** As shown in Scheme 2, the arylation reaction can be divided into three parts: metalation, transmetalation with copper halide, and reaction of arylcopper with a haloarene. Metalation and reaction of arylcopper with haloarene steps will be discussed in more detail.

**2.4.1. Metalation Step.** One can expect that the metalation step may be facilitated by coordination of copper species to Lewis basic heteroatoms of the substrate. However, base-promoted H/D exchange in polyfluoroarenes as well as electron-rich and electron-poor heterocycles occurs with the same efficiency in both the presence or absence of CuI (Scheme 4). Consequently, the acidity of substrate determines the position and efficiency of metalation even though the substrates belong to different classes of compounds and some of them possess heteroatoms capable of coordinating transition metals. Copper *tert*-butoxide is a competent metallating reagent under the arylation conditions (Scheme 4B) complicating the mechanistic situation. The lifetime of aryllithium and arylpotassium species must be short since significant amounts of benzyne-derived products are not formed from polyfluoro- or polychloroarenes under catalytic or H/D exchange conditions.

The rate of metalation/demetalation relative to subsequent reaction steps also has been considered (Scheme 5). If benzothiofene is arylated under the usual reaction conditions but with added *t*BuOD, incorporation of deuterium in the unreacted starting material is observed. The protonation of aryllithium and/or arylcopper intermediates by relatively weak *tert*-butanol acid is competitive with the arylation step.

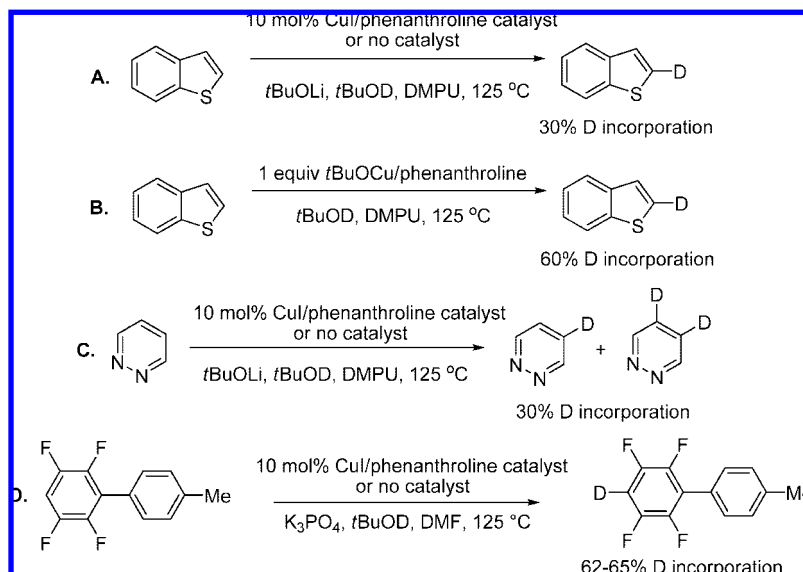
The ease of electron-deficient arene metalation demonstrated in this work may have other synthetic implications since strong alkylolithium bases and cryogenic conditions are not required. For substrates possessing DMSO  $pK_a$ 's below 27, even K<sub>3</sub>PO<sub>4</sub> base is an efficient metallating agent.

**2.4.2. Arylcopper Reaction with Haloarene Step.** Several competition experiments were undertaken to determine the relative reactivities of aryl iodides and arenes. The intermediate arylcopper species were identified by NMR as well as independently synthesized.

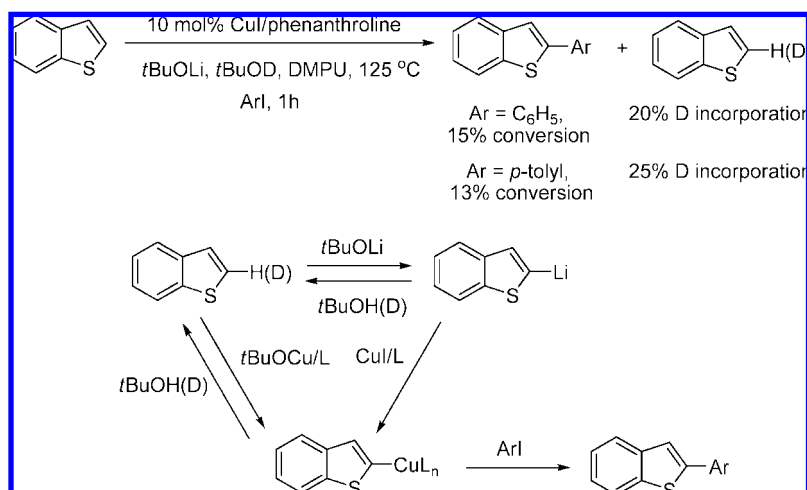
**2.4.2.1. Relative Reactivities.** Competition between arylation of pentafluorobenzene and tetrafluorobenzene by 4-iodotoluene results in preferential functionalization of pentafluorobenzene (Scheme 6). This result may be explained by the higher concentration of arylmetal intermediate for the more acidic pentafluorobenzene.

The reactivities of electron-rich and electron-poor aryl halides were compared by reacting a mixture of 4-trifluoromethylhalobenzene and 4-halotoluene with pentafluorobenzene (Scheme 7). A 4/1 product ratio was observed favoring trifluorometh-

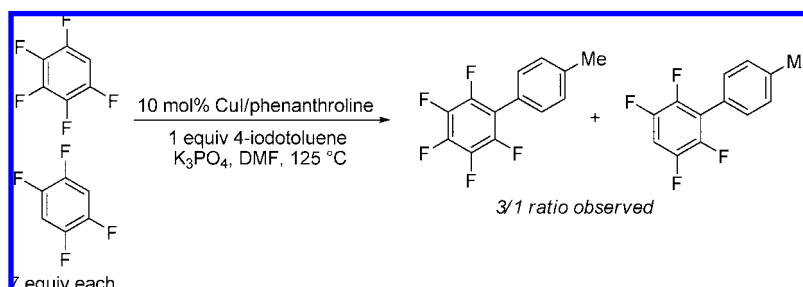
Scheme 4. H/D Exchange Experiments



Scheme 5. Deuteration under Reaction Conditions



Scheme 6. Competition Between Pentafluorobenzene and Tetrafluorobenzene

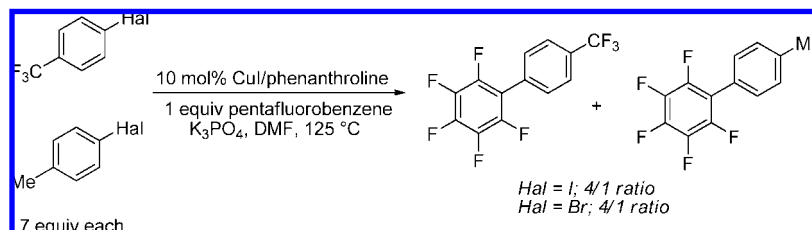


ylphenylation for both Hal = I and Br. Thus, electron-deficient aryl halides are more reactive as reported earlier.<sup>9b</sup>

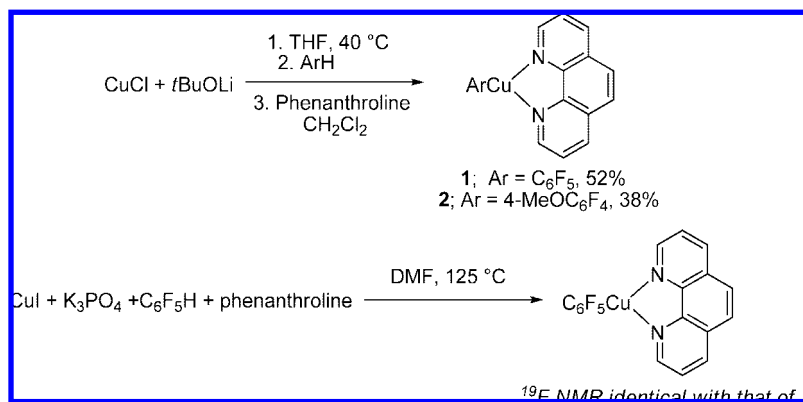
**2.4.2.2. Arylcopper Intermediates.** We independently synthesized one of the presumed arylation intermediates, pentafluorophenylcopper–phenanthroline complex **1** (Scheme 8). It exists as a moisture- and temperature-sensitive dark orange solid that is either insoluble or poorly soluble in most common organic solvents. The connectivity was verified by X-ray crystallography; however, it was not possible to fully refine the structure due to twinning of the crystals. The reaction of copper

iodide, potassium phosphate, pentafluorobenzene, and phenanthroline in DMF under the conditions of the catalytic process affords complex **1** as determined by <sup>19</sup>F NMR of the crude reaction mixture. The complex reacts with aryl iodides producing cross-coupled biaryls. An analogous 4-methoxy-2,3,5,6-tetrafluorophenylcopper–phenanthroline complex **2** was prepared as dark rust-colored crystals by reacting *t*BuOCu with 2,3,5,6-tetrafluoroanisole followed by addition of phenanthroline ligand. The complex is stable in the solid state under inert atmosphere at –20 °C; however, slow decomposition is observed in a

Scheme 7. Comparison of Aryl Halide Reactivity



Scheme 8. Polyfluorophenylcopper–Phenanthroline Complexes



CH<sub>2</sub>Cl<sub>2</sub> solution. It is sparingly soluble in most organic solvents and can be recrystallized from dichloromethane at  $-30\text{ }^{\circ}\text{C}$ . The structure of **2** was verified by single-crystal X-ray diffraction analysis. The ORTEP diagram of **2** is shown in Figure 1. The complex exists as a dimer in the solid state with a Cu–Cu distance of  $2.5570(6)\text{ \AA}$  that is shorter than the van der Waals radii sum of  $2.80\text{ \AA}$  signifying a Cu–Cu bonding interaction.<sup>19</sup> Copper assumes a distorted tetrahedral geometry with a C(13)–Cu–N(1) angle of  $135.68(9)^{\circ}$ . As expected, phenanthroline complexes to Cu in a bidentate fashion with a Cu–N(1) distance of  $2.0720(18)\text{ \AA}$  and a Cu–N(2) distance of  $2.0949(19)\text{ \AA}$ . The copper–C(aryl) bond length is  $1.932(2)\text{ \AA}$ , which is slightly shortened compared to the corresponding Cu–C distance in tetrameric pentafluorophenylcopper ( $1.962(2)$  to  $2.007(2)\text{ \AA}$ ).<sup>20</sup> However, the Cu–C distance in the pentafluorophenylcopper–pyridine complex is shorter at  $1.8913(17)\text{ \AA}$ .<sup>21</sup> No arylcopper–phenanthroline complexes appear to have been crystallographically characterized. Isomeric tolylcopper–phenanthroline complexes are known.<sup>22</sup>

### 3. Summary

A general method for copper-catalyzed arylation of  $sp^2\text{ C-H}$  bonds possessing DMSO  $pK_a$ 's below 35 has been developed. The choice of base is dependent on the acidity of the C–H bond to be arylated. For comparatively acidic C–H bonds with a  $pK_a$  below 27, K<sub>3</sub>PO<sub>4</sub> base may be employed. If the substrates are less acidic ( $pK_a$  27–35), a stronger lithium alkoxide base is required. A variety of electron-rich and electron-poor heterocycles such as azoles, caffeine, thiophenes, benzofuran, pyridine oxides, pyridazine, and pyrimidine can be arylated.

Furthermore, electron-poor arenes possessing at least two electron-withdrawing groups on the benzene ring can also be arylated. Unusual regioselectivity has been achieved allowing arylation of the most hindered position. This method supplements the well-known C–H activation/borylation methodology<sup>23</sup> where functionalization usually occurs at the least hindered position. Additionally, the copper-catalyzed arylation methodology is complementary to existing lithiation/boronation/cross-coupling methods and in some cases may offer advantages with regards to the number of synthetic steps and functional group tolerance.<sup>24</sup>

### 4. Experimental Section

**General Procedure for Coupling Reactions.** Outside the glovebox a 1-dram vial equipped with a magnetic stir bar was charged with haloarene, phenanthroline (10 mol%), substrate, and solvent (DMF or a 1/1 mixture of DMF and xylenes). If anhydrous DMPU was used, the reaction was set up inside the glovebox. The vial was flushed with argon, capped, and placed inside a glovebox. To this mixture was added CuI (10 mol %) and base (1.7–4.0 equiv). The sealed vial was taken out of the glovebox, stirred at room temperature for 5 min, and placed in a preheated oil bath. After the completion of the reaction, the mixture was cooled to room temperature and diluted with ethyl acetate (50 mL). The resulting solution was washed with brine (15 mL), dried over anhydrous MgSO<sub>4</sub>, and concentrated under vacuum to a volume of about 1 mL. The mixture containing the product was subjected to column chromatography on silica gel (hexanes followed by appropriate solvent to elute the products). After concentrating the fractions containing the product, the residue was dried under reduced pressure to yield a pure product.

(19) (a) Bondi, A. *J. Phys. Chem.* **1964**, *68*, 441. (b) Carvajal, M. A.; Alvarez, S.; Novoa, J. *J. Chem.–Eur. J.* **2004**, *10*, 2117.  
(20) Sundararaman, A.; Lalancette, R. A.; Zakharov, L. N.; Rheingold, A. L.; Jäkle, F. *Organometallics* **2003**, *22*, 3526.  
(21) Sundararaman, A.; Zakharov, L. N.; Rheingold, A. L.; Jäkle, F. *Chem. Commun.* **2005**, 1708.  
(22) Camus, A.; Marsich, N. *J. Organomet. Chem.* **1970**, *21*, 249.

(23) (a) Ishiyama, T.; Takagi, J.; Ishida, K.; Miyaura, N.; Anastasi, N. R.; Hartwig, J. F. *J. Am. Chem. Soc.* **2002**, *124*, 390. (b) Cho, J.-Y.; Tse, M. K.; Holmes, D.; Maleczka Jr., R. E.; Smith III, M. R. *Science* **2002**, *295*, 305.  
(24) (a) Ancitil, E. J.-G.; Snieckus, V. *J. Organomet. Chem.* **2002**, *653*, 150. (b) Snieckus, V. *Chem. Rev.* **1990**, *90*, 879.



**Acknowledgment.** We thank the Welch Foundation (Grant No. E-1571), National Institute of General Medical Sciences (Grant No. R01GM077635), A. P. Sloan Foundation, Camille and Henry Dreyfus Foundation, and Norman Hackerman Advanced Research Program for supporting this research. We thank Dr. James Korp for collecting and solving the X-ray structure of **2**, and Dr. Ashok Krishnaswami (JEOL USA, Peabody MA) for acquiring a  $^{13}\text{C}$  spectrum of **1**.

**Supporting Information Available:** Detailed experimental procedures, characterization data for new compounds, and X-ray crystallography data for **2**. This material is available free of charge via the Internet at <http://pubs.acs.org>.

JA805688P